



MEDICAL

# 641 Procedure Chair



# Healthcare is changing. Are you changing with it?



Close to half of all procedures in the US are now performed in the office setting.<sup>1</sup> With advancements in technology, anesthesia and pain management, it is expected that the number of procedures being performed on an outpatient basis will continue to rise.<sup>2</sup> Is your facility equipped to handle this migration of care?







# A better procedure room **by** **design**

Patient-caregiver interaction is important in any healthcare setting. But healthcare organizations may underestimate the role equipment, room layout, technology and workflow play in improving the overall patient-caregiver experience. As procedures continue to migrate to the ambulatory environment, health systems are tasked with meeting evolving patient demand while controlling costs. The **Midmark® 641 Procedure Chair** is designed to help organizations create a more efficient, effective and ergonomic outpatient procedure workflow, starting with the procedure chair.

## **OUTPATIENT PROCEDURES ARE ON THE RISE**

**48.3 million**

The number of outpatient procedures performed in the US in 2019<sup>3</sup>

**40%**

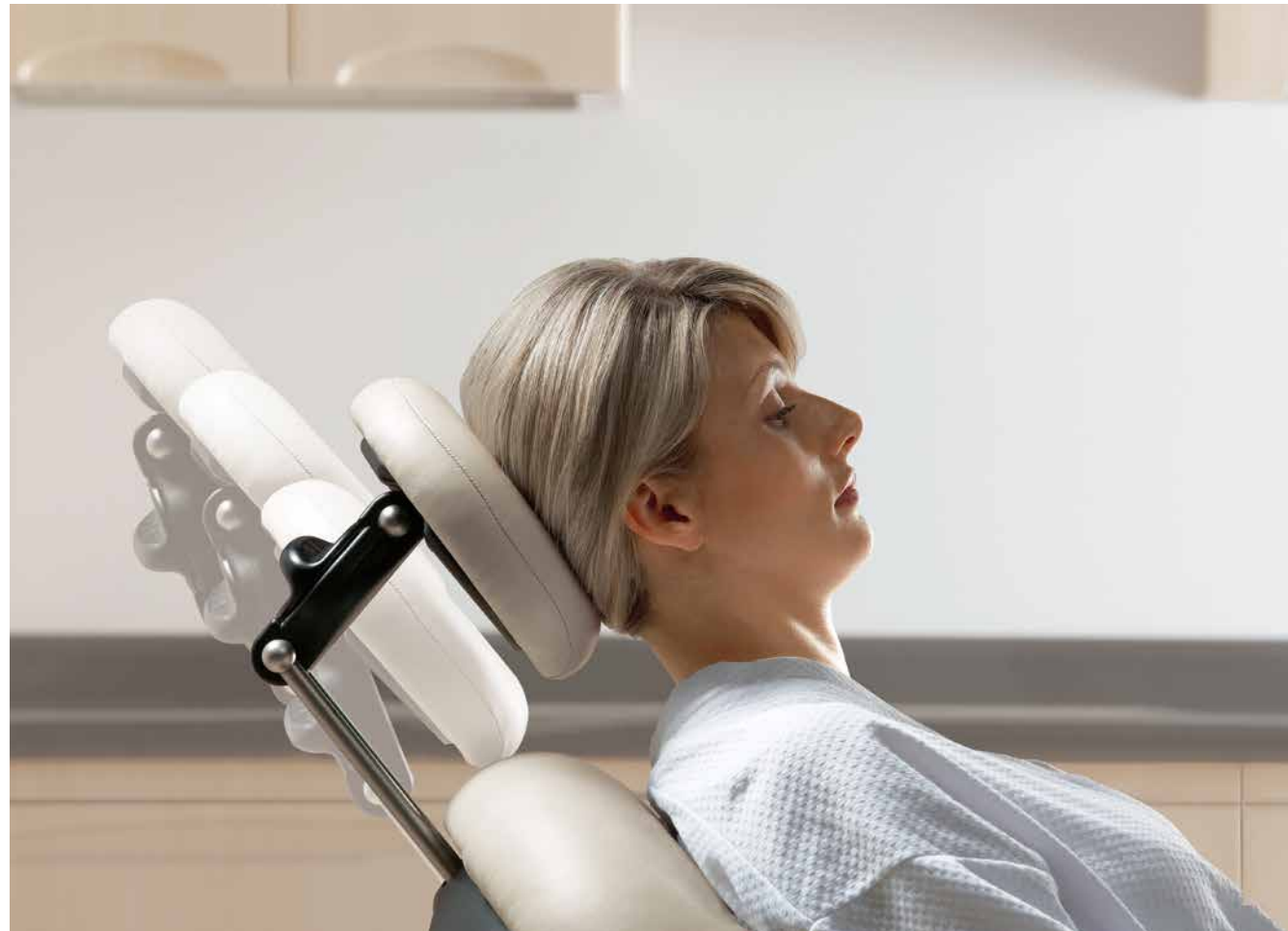
Close to half of all procedures in the US are performed in the office setting.<sup>1</sup>

**15%**

The estimated increase in the volume of outpatient procedures by 2028<sup>4</sup>

# Better **position patients** for outpatient procedures

The median procedure room time per patient encounter is 50.2 minutes.<sup>5</sup> Because patients spend so much time on the procedure chair, it is one of the most important pieces of equipment in the outpatient procedure space. The ideal procedure chair balances the functionality of a clinical device with the comfort design elements of a chair.



## Patient Positioning. Comfort. Accessibility.



**Elevated Flat** Can improve access and visibility to the patient's head, neck and torso.



**Trendelenburg** Widely used as a first-line treatment of acute hypotension and shock.



**Semi-Fowler** Can improve patient comfort and provide better ergonomics for the caregiver.



**Chair Entry** Positions the patient in the upright position for entry and exit.

The Midmark® 641 Procedure Chair allows for movement along four axes to provide the flexibility in patient positioning needed to achieve maximum comfort and relaxation for the patient. The natural, chair-like design helps take pressure off the patient's head and neck areas. A variety of patient support accessories and an adjustable headrest can also help support the patient's head and neck, and can reduce movement during procedures.



**Premium Comfort System®** Featuring an advanced elastomeric material stretched over a seat cutout, this system enhances patient comfort for a chair-like feel in a procedure chair.



# Better position caregivers for outpatient procedures

Healthcare workers are among one of the most at-risk professions in the US for musculoskeletal injuries. In fact, healthcare workers are almost three times as likely to suffer from work-related injuries than construction workers.<sup>6</sup> Reaching and straining during lengthy procedures can lead to fatigue injuries. Chair movement should give caregivers a clear view of the procedure site while allowing them to work from an ergonomically correct position whether seated or standing.



## PATIENT ACCESS WITHOUT OBSTRUCTIONS



### PATIENT ACCESSIBILITY

The extendable footrest can be easily adjusted to support taller patients and provide better access to the lower body. A trim patient support surface, slim back and seat, along with a sleek base allow caregivers to work closer to the patient while maintaining proper posture.



### SIDE RAIL ADJUSTMENT

The tuck-away side rail can be extended for mounting accessories. To adjust, simply loosen the knob, position the rail and retighten the knob.

## CONTROL WHERE YOU NEED IT



Wireless Foot Control



Wireless Hand Control

### WIRELESS CONTROLS

Remove cords and eliminate obstacles with the freedom to locate your hand and foot control anywhere in the room without worrying about trip hazards. A low battery audible indicator warns of the approaching need for battery replacement.

## TIME-SAVING FEATURES



### ROTATION

With the rotation feature, caregivers no longer have to drag heavy devices around the chair or the patient. Simply move the patient for better access.



### PROGRAMMABILITY

The Midmark® 641 can store up to four of the most used positions. With the touch of a button, all sections of the chair move simultaneously to quickly and precisely move the patient to the desired position.




### ELECTRICAL OUTLETS

Hospital-grade electrical outlets on each side of the chair allow caregivers to easily power ancillary devices at the point of care.

# Intelligent features make time with patients more efficient

As the number of procedures performed in the office setting and the number of patients continue to grow, you're going to want to make the most of the time you have with patients. **The Midmark® 641 can help.**



01



Programmable hand and foot controls shown.

## 01 HAND + FOOT CONTROLS

Connect both the hand and foot control so clinicians may use what is more comfortable. The protective overlay helps protect against liquids and debris. Auto-return (returns seat to lowest height), QuickChair (returns chair to the chair entry position) and optional programmability can assist with secure, efficient patient positioning. (A wired, non-programmable hand and foot control comes standard.)

02



## 02 FOOT EXTENSION

Squeeze the recessed lever on either side to extend the chair for taller patients. The extension is lightweight for easy operation and equipped with a safety system to help prevent collision with the floor.



Accessories



# ACCESSORIES HELP ADD VERSATILITY + FUNCTION TO YOUR PROCEDURE CHAIR

## ACCESSORIES

### CHAIR ARMS



Swivel + lock into different positions

### DOUBLE ARM INSTRUMENT TRAY



12 1/2" W x 19" L

### CASTERS



3 1/2" added to height of chair

### ARTICULATING ARMBOARD



7" W x 24" L

### HAND SURGERY ARMBOARD



8 1/2" W x 26" L

### IV POLE



30-57" H x 10" W

### PAPER ROLL HOLDER



19 1/2" W x 3 1/2" H x 4" D

### RITTER® 253 LED EXAM LIGHT



Available in chair mount (shown) and mobile

### SECURITY STRAPS



Adjustable width and location

### BACK + BASE ACCESSORY RAILS



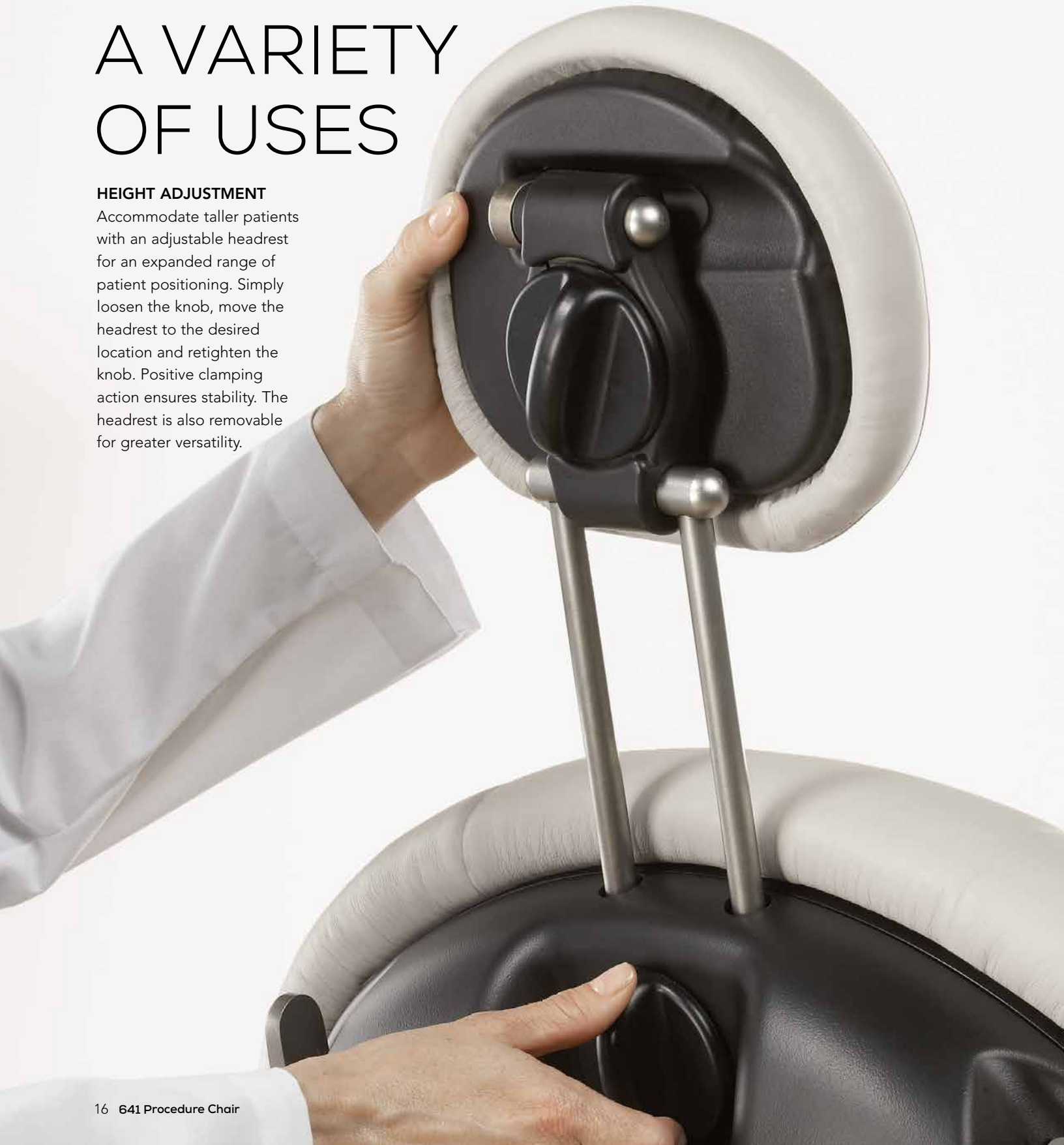
Available in 1" and 1 1/2"



# HEADREST DESIGNS FOR A VARIETY OF USES

## HEIGHT ADJUSTMENT

Accommodate taller patients with an adjustable headrest for an expanded range of patient positioning. Simply loosen the knob, move the headrest to the desired location and retighten the knob. Positive clamping action ensures stability. The headrest is also removable for greater versatility.



## HEADREST INTERCHANGEABILITY

Easily adapt to different requirements with tool-free interchangeability of several headrest designs. To detach, loosen the knob, rotate the headrest up and remove. To reattach, align and engage, rotate the headrest down and retighten the knob.



## U-SHAPED HEADREST

Designed to provide comfortable, proper head support for patients in a prone position. Positioning flexibility helps ensure proper alignment of the patient's back for increased comfort.

Dimensions:  
10" H x 11 1/2" W



## FLAT HEADREST

The flat surface prevents pooling of liquid and allows for easier side-to-side head movement.

Dimensions:  
8" H x 9" W



## OVAL-SHAPED HEADREST

The oval, contoured surface is designed to increase patient comfort without sacrificing accessibility to the patient.

Dimensions:  
13" H x 13" W



## MAGNETIC HEADREST

Easily slide the contoured section of this headrest, which is held securely by magnets, anywhere along the flat section to achieve optimal positioning.

Dimensions:  
8" H x 10" W



## RECTANGULAR-SHAPED HEADREST

This headrest can accommodate larger patients and, during procedures, can serve as a resting location for the caregiver's arms.

Dimensions:  
12" H x 19" W

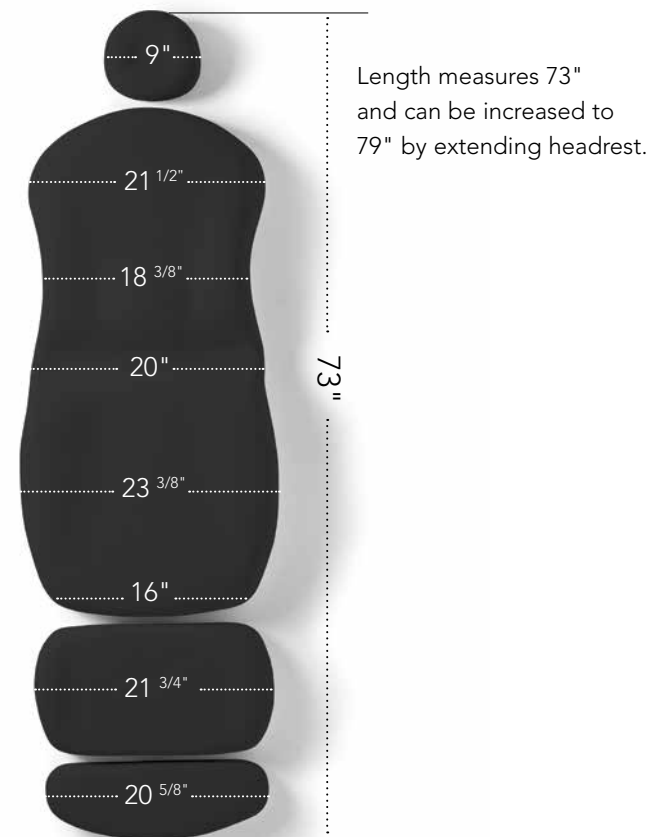
# COLOR OPTIONS

## STANDARD UPHOLSTERY COLORS

	Mist 813
	Stone 814
	Restful Path 858
	Iron Ore 851
	Lunar Gray 845
	Obsidian 857
	Oasis 843
	Soothing Blue 855
	Dream 847
	Mineral 844
	Healing Waters 848
	Shaded Garden 853
	Citrus 849
	Sandy Retreat 850
	Curative Copper 846
	Cranberry 859
	Dark Linen 856
	Latte 860
	Robust Brown 852
	Deep Earth 854

## ULTRAFREE UPHOLSTERY COLORS

	UltraFree Stone 865
	UltraFree Restful Path 868
	UltraFree Obsidian 867
	UltraFree Harbor 861
	UltraFree Wheatgrass 862
	UltraFree Spice 863
	UltraFree Cranberry 869
	UltraFree Dark Linen 866
	UltraFree Latte 870
	UltraFree Branch 864



# SPECIFICATIONS

Patient Weight Capacity:  
450 lb (204 kg)

Height:  
Minimum 22" (55.9 cm)  
Maximum 40" (101.6 cm)

Seat Tilt Angle Range:  
0° to 30°

Back Support Angle Range:  
0° to 85°

Foot Support Angle Range:  
0° to 90°

Upholstery Width Dimensions:  
Headrest: 9" (22.9 cm)  
Back Support: 21.5" (54.6 cm)  
Seat: 23.38" (59.4 cm)  
Foot Support: 21.75" (55.2 cm)

Patient Support Surface Length:  
Flat Position: 73" – 79"  
(185.4 – 200.7 cm)

## ELECTRICAL RATINGS

115/230 VAC, 8.5/4.5 A, 50/60 Hz (for standard and rotation models)

115 VAC, 11.5 A, 50/60 Hz (for standard models w/outlets)

Optional Electrical Outlet Rating:  
115 VAC, 3 A

## OPTIONS

Premium Upholstery Top:  
Seamless design for easy cleaning

Premium UltraFree Top:  
Seamless, PVC-free design

Programmability:  
Four customizable positions

Electrical Outlets:  
Duplex, hospital grade (on each side)<sup>1</sup>

Rotation:  
Allows 350° of chair rotation and adds 3.5" to the minimum and maximum seat height specifications

Wireless Controls:  
Hand and foot

## ACCESSORIES

- Arms, chair<sup>4</sup>
- Armboard, articulating
- Armboard, hand surgery
- Caster base<sup>1</sup>
- Casters<sup>1</sup>
- Control, wireless, linear-style<sup>2</sup>
- 3' power cord
- Headrest, flat
- Headrest, U-shaped
- Headrest, oval-shaped
- Headrest, rectangular-shaped
- Headrest, magnetic
- Cover, foot section
- Tray, instrument, double arm<sup>3</sup>
- Pole, IV<sup>3</sup>
- Rail, base
- Screen, vision block<sup>3</sup>
- Security straps
- Ritter® 253 LED Exam Light
- 1 – Not available on rotation models
- 2 – Includes hand and foot control (with batteries)
- 3 – Requires base rail accessory
- 4 – Interference with armboard accessories will likely occur

# SOURCES

- 1 Retrieved March 2021 from: <https://decisionresourcesgroup.com/covid19-dashboard/>
- 2 <https://www.ncbi.nlm.nih.gov/pmc/articles/PMC3527870/>
- 3 <https://www.cdc.gov/nchs/data/nhsr/nhsr102.pdf>
- 4 <https://www.globenewswire.com/news-release/2019/10/29/1937251/0/en/U-S-Ambulatory-Surgery-Center-ASC-Market-Report-2019-2025-Top-6-ASC-Chains-Hold-aCombined-18-8-of-Total-Market-Share-and-Manage-1-300-ASCs.html>
- 5 ASC Association's Outcomes Monitoring Project 2nd Quarter 2010 Report: <https://www.beckersasc.com/lists/100-surgery-center-benchmarks-statistics-to-know.html> - #31
- 6 <https://www.bls.gov/iif/osch0060.pdf>





Designing better care.®



USGBC  
MEMBER

CARB 93129.2 Phase 2 Compliant and TSCA Title VI Compliant

The color examples shown are the best representation of the original material. Actual color may vary slightly. We strongly recommend that you contact Midmark Customer Experience at 1.800.MIDMARK to request a sample before placing your order.

Midmark is an ISO 13485 and ISO 9001 Certified Company. Certain products are not included. See the complete list at: [midmark.com/ISO](http://midmark.com/ISO)

For more information, contact your Midmark dealer or call: 1.800.MIDMARK

Outside the USA call: 1.937.526.3662 or visit our website: [midmark.com](http://midmark.com)

© 2022 Midmark Corporation, Miamisburg, Ohio USA  
Products subject to improvement changes without notice.  
Litho in USA.

007-10360-00 Rev. B1 (11/22)

