

SPECIALTY PROCEDURE NEEDLES



popper®





To meet the diverse and sophisticated Specialty Procedure Needle requirements of the clinical practitioner and scientific researcher, Popper & Sons offers an extensive selection of standard products. With a commitment to quality, beginning with raw materials and continuing through every manufacturing operation, **Popper** Needles provide value and reliability. Our engineering design team works closely with medical professionals to offer advanced instruments for the latest technical breakthroughs.

SPECIALTY NEEDLES

ANESTHESIA

An extensive selection of the most widely accepted needles designed for caudal, epidural, intravenous, local, retrobulbar, spinal and topical anesthesia.

BIOPSY

To obtain desired specimens in specific applications, a variety of instruments are offered for use in bone marrow, liver, kidney, muscle, plular and synovial biopsies.

CARDIOLOGY

Specialized instrumentation to meet the needs for applications in the field of cardiology, including blood sampling, catherization in Seldinger technique, arterial, intravenous, blood transfusion, catherization and cardiac puncture.

RADIOLOGY

For specific radiological procedures, we manufacture a comprehensive group of instruments for use in angiocardiology, discography, myelography, sialography, ventriculography and lymphedema.

ADDITIONAL PROCEDURES

Allergy, pneumothorax, lacrimal, tonsil, hemorrhoidal, and varicosity needles.

CUSTOM STERILE and NON-STERILE NEEDLES

- Quotations available for on request for variations of lengths and gauges on non-sterile types, listed on the following pages.
- Sterile Disposable Needles - for larger quantity purchases, we can quote on selected types.
- Extended delivery should be anticipated for all special order items.



ANESTHESIA NEEDLES

Anesthesiology is one of medicine's most critical and delicate disciplines. To meet the exacting demands of Anesthesiologists, Popper & Sons offers an extensive selection of outstanding quality Needles. **Popper** Needles provide increased comfort, control and sensitivity, so that the practitioner can perform

with confidence. Our broad range of standard products and custom fabrication capabilities allow the Anesthesiologist to choose a Needle for their specific application. Popper is dedicated to providing new products that make the work of Anesthesiologists safer and simpler.

CAUDAL ANESTHESIA, CONTINUOUS

Hingson-Edwards Caudal Needle

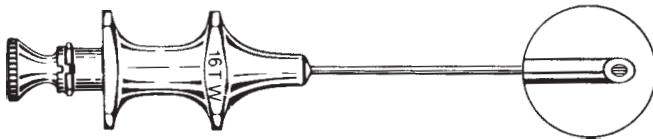


This malleable needle with special small hose end fitting is easily connected to small bore tubing. The security stop allows for cannula recovery in case of mishap while the opening on back of bevel helps to prevent clogging. Close fitting stylet has matched point.

Cat. No.	Description
----------	-------------

7782	19G x 3"
------	----------

Lundy-Irving Caudal Needle



Used to introduce catheter. Has a large spool type female luer hub. Spinal point has edges dulled to prevent ureteral catheter damage. Close fitting stylet has matched point.

Cat. No.	Description
----------	-------------

7500	16G TW x 3"
------	-------------

Thin Wall Needle



Has a female luer hub, sharp pointed thin-wall cannula and a fitted stylet with matched beveled point.

Cat. No.	Description
----------	-------------

7339	18G TW x 2 1/2"
------	-----------------



ANESTHESIA NEEDLES

EPIDURAL, CONTINUOUS

Crawford Epidural Thin Wall Needle



Cat. No.	Description
7503	18G TW x 3 1/2"
7576	17G TW x 3 1/2"

Used with vinyl tubing for continuous epidural anesthesia. Has a female luer hub, 40° beveled cannula and fitted stylet with matching point.

Hustead Epidural Needle



Cat. No.	Description
7789	16G TW x 3 1/2"

This modified Tuohy point needle directs catheter during insertion. Special point geometry allows for accurate positioning in epidural space while the short bevel reduces risk of dura

penetration. Special rounded needle heel helps prevent catheter cut off if withdrawal is necessary.

Tuohy Needle



Cat. No.	Description	Cat. No.	Description
7533	18G TW x 3"	7535	16G TW x 3"
7686	18G TW x 3 1/2"	7688	16G TW x 3 1/2"
7534	17G TW x 3"	7537	16G TW x 7"
7687	17G TW x 3 1/2"	7790	14G TW x 3"
7536	17G TW x 7"		

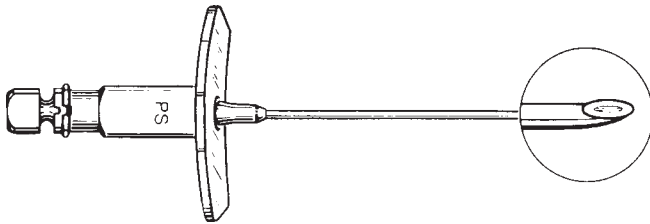
Thin-wall needle with Needle Lock Hub and Fitted Stylet with matched bevelled point. They have Deflected (HUBER) points with heel of bevel dulled to prevent tubing from being cut. Tubing may be directed into sub-arachnoid or epidural space either cephalad or caudad.



ANESTHESIA NEEDLES

EPIDURAL CONTINUOUS continued

Tuohy (Weiss-Type) Needle

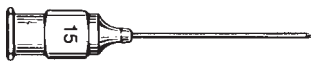


Cat. No.	Description
7538	18G TW x 3"
7539	17G TW x 3"
7540	16G TW x 3"

Like standard Tuohy, but with a gripping shield, used in continuous epidural anesthesia. Tubing can easily be introduced.

INTRAVENOUS ANESTHESIA

Intravenous and Arterial Thin Wall Short Bevel Needles



Cat. No.	Description
7134	14G TW x 1 1/2"

Designed for use in intravenous and intra-arterial applications as well as nerve block procedures, these needles feature an 18° point bevel. Thin wall needles are suitable for use with plastic tubing.

LOCAL ANESTHESIA

Security Stop (Regional Block) Needles



Have female luer hub with sharp pointed cannula. A security bead is affixed one-eighth inch from the hub to help in withdrawal in case of accidental breakage. The regular bevel is ideal for infiltration anesthesia. The short bevel design provides optimum feel upon insertion into subcutaneous tissues, fascia, ligaments and sheath surrounding the nerve bundle. Also available with deflected point for special procedures.

Cat. No.	Description	Cat. No.	Description	Cat. No.	Description
REGULAR BEVEL		SHORT BEVEL		DEFLECTED POINT	
7505	22G x 1 1/2"	7516	22G x 2"	7514	25G x 5/8"
7506	22G x 2"	7517	22G x 3"		
7508	22G x 3"	7518	22G x 4"		
7509	22G x 4"	7795	22G x 5"		
7510	20G x 4"	7519	20G x 4"		
7511	20G x 5"	7797	20G x 5"		
7512	20G x 6"				



ANESTHESIA NEEDLES

LOCAL ANESTHESIA continued

Bailey Fontonal - Security Stop Needle



Has security stop positioned 1/2" from point. Fitted with standard female luer hub, sharp pointed cannula and a fitted stylet with matched beveled point.

Cat. No.	Description
7504	20G x 6"

PUDENDAL, PARACERVICAL and PARASYMPATHETIC NERVE BLOCK NEEDLES

Freeman Needle



This three piece needle set includes a 17G guide cannula with bulbous tip 5" long and 20G-6" short bevel needle, which when passed through the guide extends approximately 5/8" beyond the bulbous tip. The bulbous tip prevents trauma during injection to the surrounding tissue. This set is designed to relieve labor pains of uterine origin.

Cat. No.	Description
7550	20G x 6"

Nerve Block Needle



Has short bevel point, female luer hub and fitted stylet with matched beveled point.

Cat. No.	Description	Cat. No.	Description
7520	20G - 6" Parasympathetic	7522	19G - 5" Sympathetic
7521	20G - 5" Sympathetic	7523	18G - 6" Sympathetic



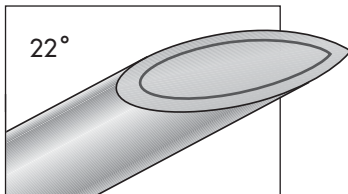
SPINAL ANESTHESIA NEEDLES and MATCHED POINT SETS

These needle sets are manufactured to strict standards providing assurance of perfectly "matched bevels". They incorporate Type 304 Stainless Steel Needles and Stylets (Obturator) to assure needle point strength, sharpness and integrity of point geometry. The brass chrome plated needle lock hubs and stylet caps have matching serial numbers to facilitate matching after sterilization. Care is taken to align the point of the needle with the flat of the hub. The hub slot and

cap guide are aligned with the point of the needle for easier orientation. This careful matching helps to prevent seepage.

Quincke Babcock Needles and Thin Wall Intravenous Anesthesia and Cardiovascular Needles are designed for the anesthesia of the lower body area by injection into the subarachnoid space surrounding the spinal cord. They are also used in cardiovascular procedures.

Quincke Babcock Needles - Standard Sizes

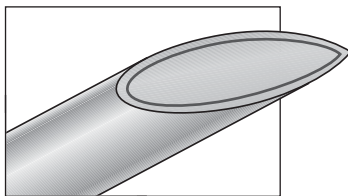


**REGULAR
QUINCKE BEVEL**

CUSTOM MADE SIZES ARE AVAILABLE

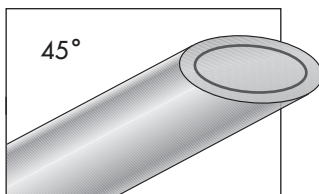
Cat. No.	Description	Cat. No.	Description	Cat. No.	Description
7300	26G x 3 1/2"	7311	20G x 2 1/2"	7326	17G x 3"
7352	25G x 3"	7312	20G x 3"	7327	17G x 3 1/2"
7301	25G x 3 1/2"	7313	20G x 3 1/2"	7328	17G x 4"
7302	24G x 3 1/2"	7314	20G x 4"	7329	17G x 6"
7303	22G x 1 1/2"	7315	20G x 5"		
7304	22G x 2"	7316	20G x 6"	LONG LENGTH	
7305	22G x 2 1/2"	7319	19G x 3"	7372	22G x 6"
7306	22G x 3"	7320	19G x 3 1/2"	7373	22G x 8"
7307	22G x 3 1/2"	7321	19G x 4"	7376	22G x 9"
7308	22G x 4"	7322	18G x 3"	7374	22G x 10"
7354	22G x 5"	7323	18G x 3 1/2"	7370	18G x 4 1/2"
7310	20G x 2"	7324	18G x 4"	7375	18G x 7"
		7325	18G x 6"	7371	18G x 8"

Thin-Wall Intravenous Anesthesia and Cardiovascular Needles



Cat. No.	Description	Cat. No.	Description
7333	21G TW x 6"	7343	17G TW x 7"
7334	20G TW x 1 1/2"	7344	16G TW x 1 1/2"
7335	20G TW x 2"	7345	16G TW x 2"
7336	20G TW x 6"	7346	15G TW x 2"
7337	19G TW x 1 1/2"	7347	14G TW x 2"
7338	18G TW x 1 1/2"	7348	13G TW x 2"
7339	18G TW x 2 1/2"	7349	12G TW x 2"
7340	18G TW x 4 1/4"		
7341	18G TW x 6"		

Pitkin Spinal Needles



PITKIN NEEDLE

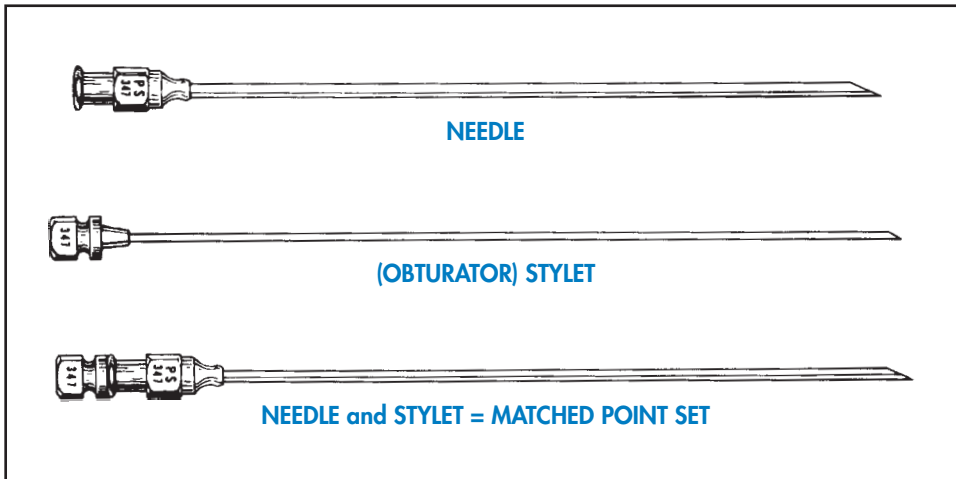
Cat. No.	Description	Cat. No.	Description
7360	22G x 3"	7361	20G x 3"
		7363	20G x 4"

CUSTOM MADE NEEDLES AVAILABLE - SIMILAR STYLES AND OTHER TYPES - CALL/FAX YOUR SPECIAL REQUIREMENTS



CUSTOM MADE SPINAL ANESTHESIA NEEDLES and MATCHED POINT SETS

To broaden the range of the standard matched point sets, a wider selection of these needles can be obtained in a choice of gauges, lengths and five point styles to meet exacting individual requirements.



- Type 304 Stainless Steel Needles with Stainless Fitted Stylet (Obturator) with "MATCHED BEVELS".
- Chrome Plated Needle Lock Hubs and Obturator (Stylet) Caps with Matching Serial Numbers.
- Point of Needles Aligned with Flat of Hub; Hub Slot and Cap Guide Aligned with Point of Needles.

4 POINT STYLES		REGULAR WALL	THIN WALL*
REGULAR QUINCKE BEVEL	22°	Cat. No. 7420 (For 22° Needles)	Cat. No. 7423 (For 22° Needles)
SHORT QUINCKE BEVEL	30°	Cat. No. 7421 (For 30° Needles)	Cat. No. 7424 (For 30° Needles)
PITKIN BEVEL	45°	Cat. No. 7422 (For 45° Needles)	Cat. No. 7425 (For 45° Needles)
BLUNT END	90°	Cat. No. 7426 (For 90° Needles)	Cat. No. 7427 (For 90° Needles)
ECHO-GENIC TIP	22°	Cat. No. 7428 (Echogenic Tip)	Cat. No. 7429 (Echogenic Tip)

GAUGES	LENGTHS
26 to 25	1/2" to 4"
24 to 10	1/2" to 9"

ORDERING PROCEDURES
Specify Completely

- CATALOG NO.
- STYLE
- GAUGE
- LENGTH
- MINIMUM One Dozen - One gauge, length and shape.

PACKAGING:
Individually Boxed - Overpacked
1 Dozen (12 Boxes) per Shelf Pack.

*THIN WALL - 25 to 12 Gauge Inclusive

For Special Requirements Our Technical Staff Is Available For Consultation

CUSTOM MADE NEEDLES AVAILABLE - CALL/FAX YOUR SPECIAL REQUIREMENTS - ALL NEEDLES FURNISHED NON-STERILE

ANESTHESIA NEEDLES

SPINAL ANESTHESIA

Barker Needle




Has large spool type female luer hub and a sharp pointed cannula, fitted stylet has a matched beveled point.

Cat. No.	Description
----------	-------------

7531	19G x 3 1/2"
------	--------------

Hingson-Ferguson Needle



This malleable needle with special small hose end fitting is easily connected to small bore tubing. The security stop allows for cannula recovery in case of mishap while the opening on

Cat. No.	Description
----------	-------------

7782	19G x 3"
------	----------

back of bevel helps prevent clogging. Close fitting stylet has matched point.



ANESTHESIA NEEDLES

SPINAL ANESTHESIA continued

Whitacre Needle



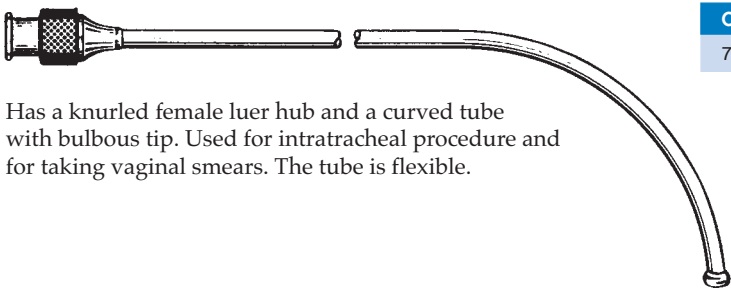
Has female luer hub and sharp pencil point which dilates the tissue. This allows for a more complete closure of the dura tissue. The point geometry reduces spinal fluid seepage lessening the chance of postoperative headache. Small side hole positioned

Cat. No.	Description	Cat. No.	Description
7541	22G x 3"		
		THIN WALL	
		7887	26G TW x 3 1/2"
		7888	25G TW x 3 1/2"

close to point permits the use of a reduced amount of solution with precise directional flow for longer duration anesthesia. Blunt end stylet blocks side hole when fully inserted.

TOPICAL ANESTHESIA

Abraham Laryngeal Tube



Has a knurled female luer hub and a curved tube with bulbous tip. Used for intratracheal procedure and for taking vaginal smears. The tube is flexible.

Cat. No.	Description
7544	Overall 6" - 12G



BIOPSY NEEDLES

All **Popper** Biopsy Needles are precision ground and contoured with extremely keen cutting edges, providing the physician with optimum size and shape biopsy specimens. With the increase in the number of procedures being performed using different techniques, the wide selection of instruments offered, many in varying gauges and lengths, accommodate the wide spectrum of professional needs. All of our biopsy needles

feature the same outstanding quality and reliability that stands behind all **Popper** products. As new advances in medicine develop we will continue to expand the range of instruments manufactured. If information is required concerning modifications to those needles illustrated or entirely new needles, our technical staff is available for consultation.

LIVER, KIDNEY and SOFT TISSUE BIOPSY

Aspirating Trocar Needle



Has blunt tapered end and a contoured cap on the closely fitted stylet, which has a protruding trocar point.

Cat. No.	Description
7809	14G x 6"
7585	13G x 3 1/4"

Chiba Type Needle



Extremely flexible thin wall outer cannula with matched stylet features short bevel with buffed heel.

Also available with ECHO-GENIC™ Tip see page 33B

Cat. No.	Description	Cat. No.	Description
7750	23G TW x 6"	7752	22G TW x 6"
7751	23G TW x 8"	7753	22G TW x 8"

Cone Biopsy Needle



Has a blunt end chamfered to a sharp cutting edge and a matching closely fitted blunt end stylet.

Cat. No.	Description
7588	16G x 3 1/2"

Fine Lung Biopsy Needle



A thin wall needle with female luer hub, sharp pointed cannula and a fitted stylet with matched beveled point. Used for needle aspiration biopsy of hilar and mediastinal masses.

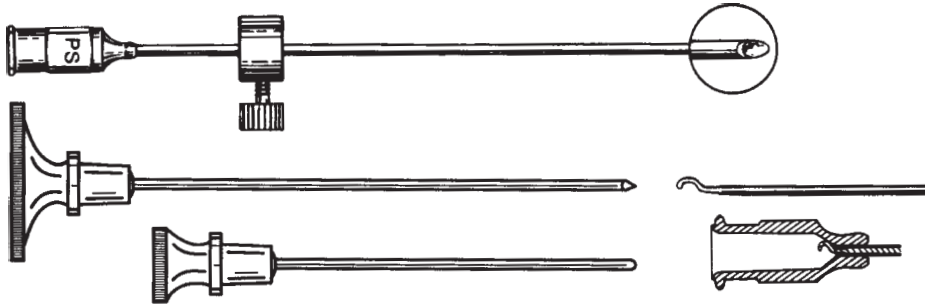
Cat. No.	Description
7885	20G TW x 5 1/2"



BIOPSY NEEDLES

LIVER, KIDNEY and SOFT TISSUE BIOPSY continued

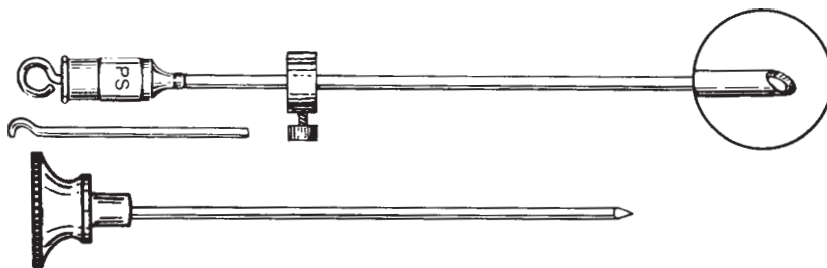
Menghini Technique Aspirating Needle Set



Consists of five parts, including a thin wall needle with special beveled tip which is sharpened around the edge. Sharp pointed trocar is used for initial skin pierce. Special shaped Biopsy Stop (curved pin) eliminates loss in handling and prevents damage to specimen should the biopsy be drawn into the cannula or into the syringe. Fitted obturator is used for securing biopsy stop in position and to clean the cannula. Adjustable needle stop provides controlled depth penetration for maximum safety.

Cat. No.	Description	Cat. No.	Description
7571	19G TW x 1 5/8"	7573	Adjustable Needle Stop 19G to 15G
7572	18G TW x 1 5/8"	7580	Biopsy Stop, 19G
7563	19G TW x 2 3/4"	7581	Biopsy Stop, 18G
7564	18G TW x 2 3/4"	7582	Biopsy Stop, 17G
7565	17G TW x 2 3/4"	7583	Biopsy Stop, 16G
7566	16G TW x 2 3/4"	7584	Biopsy Stop, 15G
7567	15G TW x 2 3/4"		
7568	18G TW x 4 3/4"		
7569	17G TW x 4 3/4"		
7570	16G TW x 4 3/4"		

Klatskin Needle



Modified Menghini Technique needle consists of five parts including a thin wall needle with beveled point chamfered to a sharp cutting edge. Initial skin pierce is made with sharp trocar point. Blunt end obturator used for securing biopsy stop in position. Suction syringe is used to aspirate biopsy.

Cat. No.	Description
7870	19G TW x 2 1/4"
7600	16G TW x 4"
7573	Adjustable Needle Stop 19G to 15G
7580	Biopsy Stop, 19G
7583	Biopsy Stop, 16G

BIOPSY NEEDLES

LIVER, KIDNEY and SOFT TISSUE BIOPSY continued

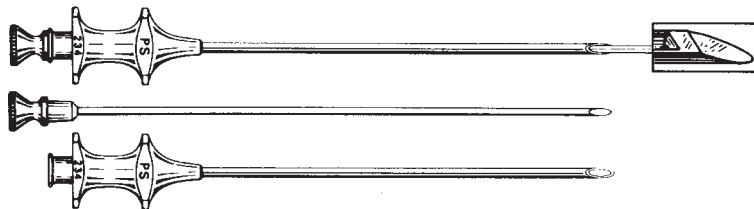
Silverman, Standard (3 Piece) Needle with Split Cannula



Has large spool type hub for firm gripping; outer cannula has sharp beveled point and a fitted stylet with matched point. Split inner cannula, made with special drawn biopsy tubing, has sharp points and keened cutting edges which protrude beyond outer cannula.

Cat. No.	Description
7605	14G x 3 3/8"
7593	14G TW x 2 3/8"
7594	14G TW x 3 3/8"

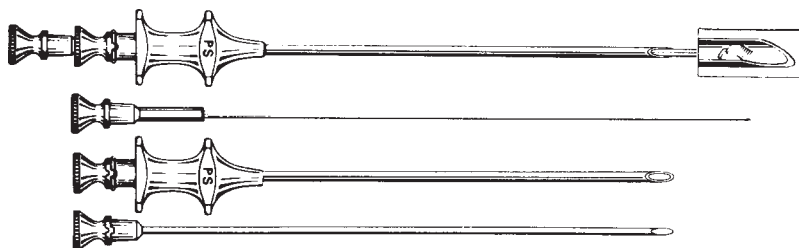
Vim Silverman, (Franklin 3 Piece) Needle with Split Cannula (Filled Tip)



This three piece needle has a large spool type hub for firm gripping; outer cannula has sharp beveled point and a fitted stylet with matched point. Split inner cannula has special distal filled tips which close on and pinch off the biopsied tissue. This special design helps to lessen the possibility of biopsy failure. There is no need therefore to rotate the outer cannula over the inner cannula to free the specimen.

Cat. No.	Description
7607	14G TW x 3 3/8"
7608	14G TW x 4 1/2"
7609	14G TW x 6"

Silverman, Modified (4 Piece) Needle with Split Cannula (Snare)



This four piece modification has an outer 14G thin wall cannula with sharp beveled point and a fitted stylet with matched point. The inner biopsy cannula has sharp keened cutting edges and a special snare at the distal end for biopsy retention. These snares help to sever, rather than tear the biopsied tissue. A fitted stylet is provided for biopsy removal.

Cat. No.	Description
7595	14G x 3 3/8"
7596	14G TW x 4 1/2"



BIOPSY NEEDLES

LIVER, KIDNEY and SOFT TISSUE BIOPSY continued

Quincke Babcock Needle



Cat. No.	Description
----------	-------------

7322	18G x 3"
------	----------

Has a female luer hub, sharp pointed cannula and a fitted stylet with matched beveled point.

Wescott* Type Biopsy Needle



Cat. No.	Description
----------	-------------

7829	20G TW x 5 1/2"
------	-----------------

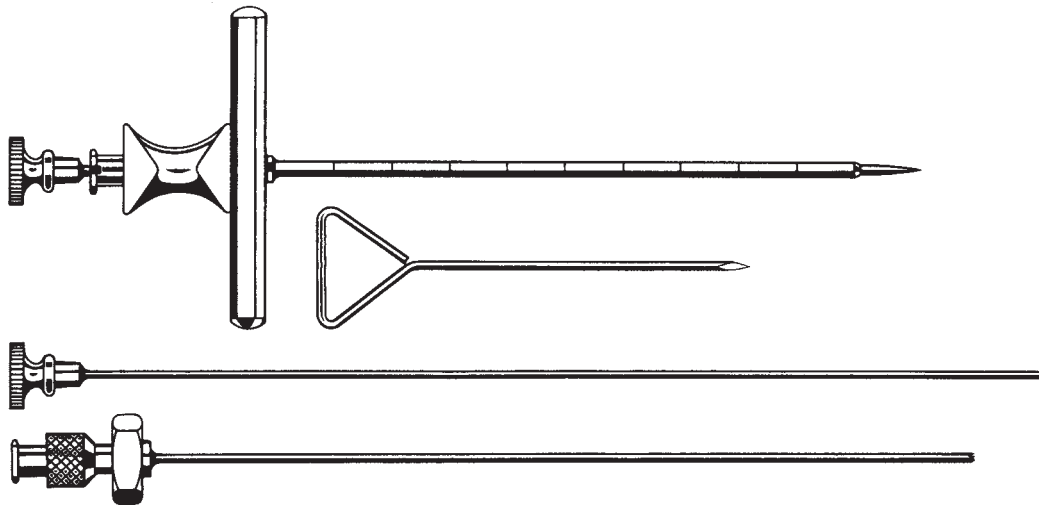
This two piece thin wall needle features a special slotted opening, 2.2mm in length located approximately 3mm from the needle tip. This opening creates a second cutting edge besides the needle tip itself, this combination permits larger amounts of biopsied tissue to be aspirated, adequate for both histologic and cytologic sampling. Used for Direct Percutaneous Needle Aspiration of Localized Pulmonary Lesions for both superficial and deep lesions.

*Wescott is a registered trademark of Becton, Dickinson and Co.

BIOPSY NEEDLES

BONE MARROW ASPIRATION and TRANSFUSION

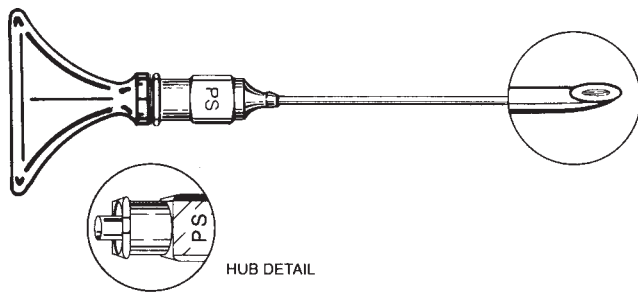
Ackerman Bone Biopsy Set



Used to biopsy the pelvis, sternum, vertebrae, and bones of the cranium and face. Consists of an outer guide with 1cm graduations which has an inner pencil pointed stylet, a trephine needle, obturator and skin piercing trocar.

Cat. No.	Description
8045	12G x 4"


Bierman Needle



Cat. No.	Description
7821	16G HW x 1 1/2"

Used for multiple bone aspirations from the posterior iliac spinous area. This special 16 gauge needle features a Deflected (Huber) pointed cannula which extends through the female luer lock hub, thus providing increased security during needle introduction. Matched inner stylet features extra wide concave cap for greater handling ease.

Conrad Crosby Needle



Used for biopsy of the iliac crest. Has a large spool hub for firm gripping, short outer cannula with beveled point and a fitted stylet with matched point. Split inner 17G cannula extends 1/2" beyond outer cannula.

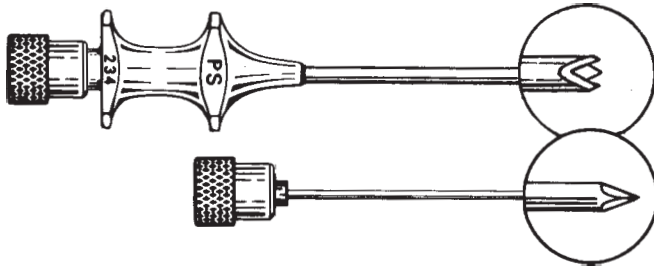
Cat. No.	Description
7560	14G x 2"



BIOPSY NEEDLES

BONE MARROW ASPIRATION and TRANSFUSION continued

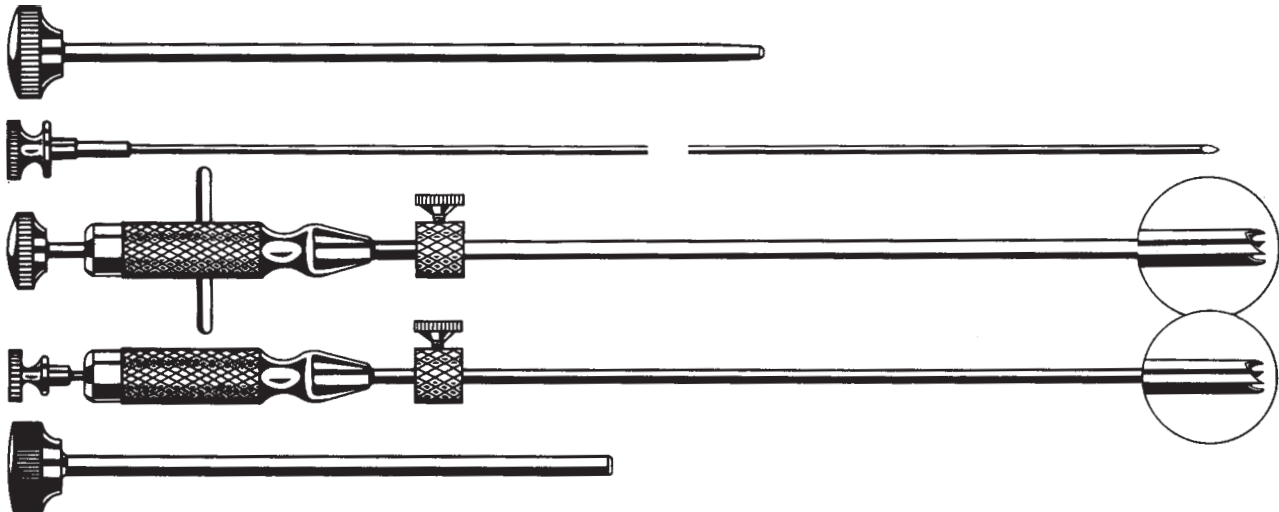
Gardner Type Bone Marrow Biopsy Needle



Has large spool type female luer hub and a sharp 3 sided trephine type point which is aligned with the facets of the matched trocar pointed fitted stylet. Stylet includes a male luer lock hub, which engages with the female luer spool hub to prevent retraction during biopsy procedures.

Cat. No.	Description
7873	13G x 1 1/2"

Harlow Wood Spinal Biopsy Set



Obtains an adequate specimen for histological examination and offers both a 2mm and 3mm internal bore from toothed trephines in the same set.

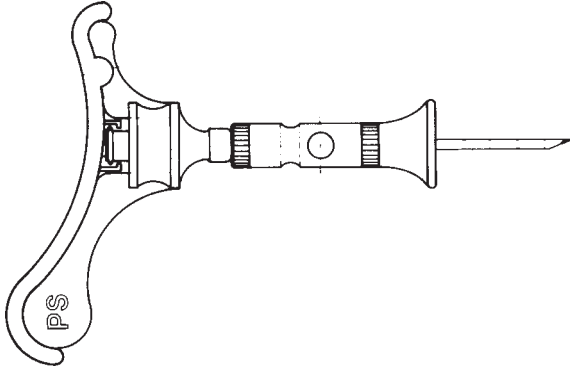
Cat. No.	Description
8057	6 1/2G x 4 21/32"



BIOPSY NEEDLES

BONE MARROW ASPIRATION and TRANSFUSION continued

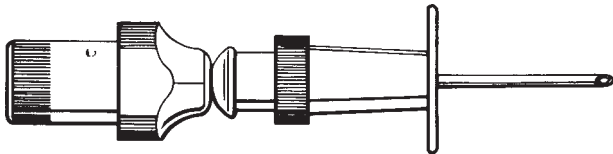
"I" - Illinois Sternal/Iliac Type Bone Marrow Aspiration Needle



Cat. No.	Description
7833	16G x 1 5/8"

This two piece needle set is used for bone marrow aspiration in either a Sternal or Iliac approach. The adjustable depth penetration stop is usually removed during the Iliac approach but easily screws down for proper depth of cannula penetration during a Sternal approach. The contoured saddle handle provides optimum results with minimum hand pressure and added gripping comfort.

Illinois Sternum/Iliac Aspiration Needle




Equivalent to Baxter V. Mueller University of Illinois Needle. V. Mueller is a registered trademark of Baxter Healthcare Corp.

Cat. No.	Description
7832	15G x 1"

This improved design all stainless steel needle is used for bone marrow aspiration in either a Sternal or Iliac approach. The female luer spool hub accepts all glass or plastic syringes. The knurled stylet cap with male luer lock engages the female luer spool hub to prevent retraction during biopsy procedures.

"J" - Jamshidi* Type Bone Marrow Biopsy/Aspiration Needle



Used to obtain a core sample of tissue or bone or to perform an aspiration. This two-piece all stainless steel needle with tapered tip features a uniquely designed saddle handle for extra gripping comfort. An integrated luer lock secures the stylet into position during insertion. For aspiration procedures the luer lock will accommodate either a glass or plastic syringe.

Cat. No.	Description	Cat. No.	Description
7834	8G x 4" - Adult	7837	13G x 2" - Pediatric
7835	11G x 4" - Adult	7838	13G x 3 1/2" - Pediatric
7836	11G x 6" - Obese		

Note: 'J' Needle Not Recommended For Sternal Procedures.



BIOPSY NEEDLES

BONE MARROW ASPIRATION and TRANSFUSION continued

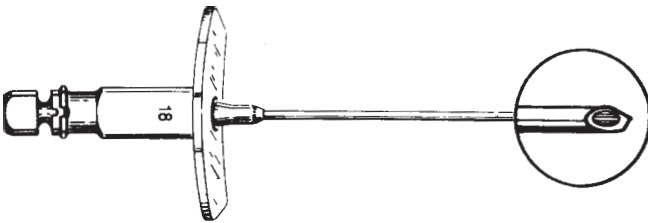
Jones Sternal Puncture Needle



Cat. No.	Description
7561	16G x 1"

Has a large knurled luer lock hub and looped wire clamp, 30° point with fitted stylet.

Morrison Bone Biopsy Needle



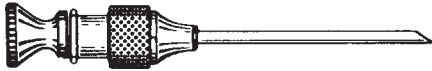
Cat. No.	Description
7875	18G x 1 1/2"

Has a female luer lock hub attached to a gripping shield. Cannula has a medium bevel with unique feature of the right side of the bevel being slightly lower than the left. Fitted stylet has matched beveled point.

BIOPSY NEEDLES

BONE MARROW ASPIRATION and TRANSFUSION continued

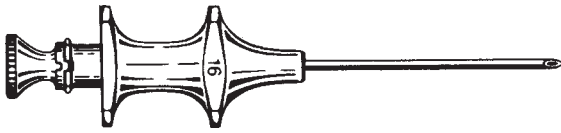
Osgood Needle



Cat. No.	Description
7555	19G x 1/2"
7556	18G x 1"
7557	16G x 1 5/16"

Used for bone marrow biopsy and transfusion. These extremely fine and short gauge needles are commonly used for procedures on babies and neonates.

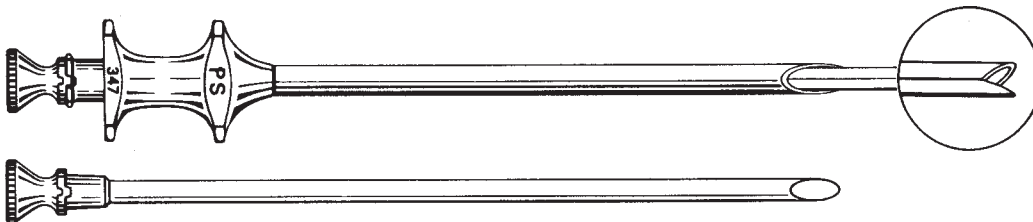
Rosenthal Needle



Cat. No.	Description
7558	18G x 1"
7552	16G x 3/4"
7559	16G x 1 5/16"
7553	16G x 2"

Used for bone marrow and transfusion. Has large spool type female luer hub and a sharp pointed cannula; fitted stylet has a matched beveled point.

Large Type Silverman Needle



This 3 piece needle is used for biopsy of the iliac crest. The 13 gauge inner special split cannula extends 1/2" beyond the sharp pointed 10 gauge outer cannula. Includes a fitted matched stylet which is used with the outer cannula for initial puncture. Optional gripping handle can be used for easier manipulation.

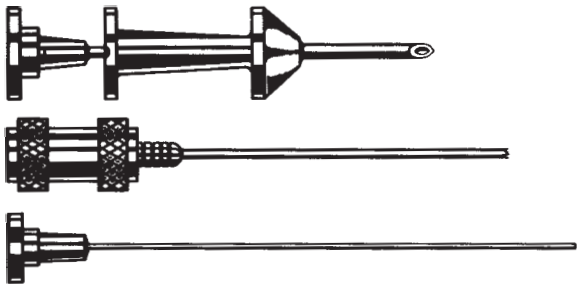
Cat. No.	Description
7606	10G x 3"
7819	Gripping Handle



BIOPSY NEEDLES

BONE MARROW ASPIRATION and TRANSFUSION continued

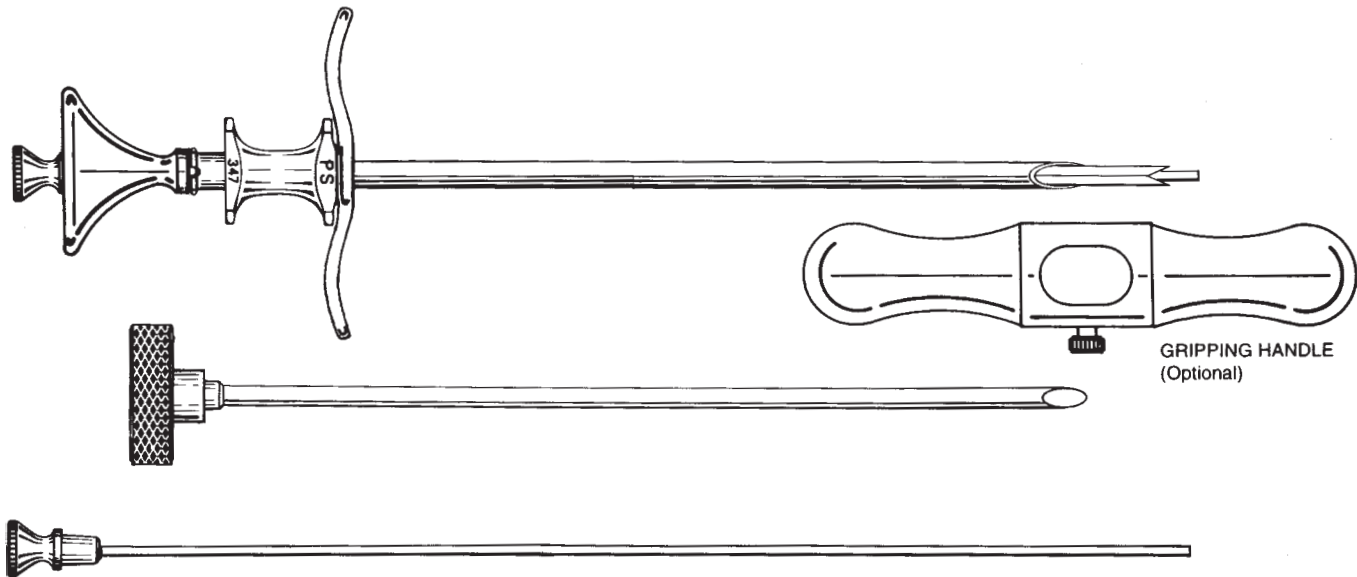
Turkels Bone Marrow Set (with Trepine)



Cat. No.	Description
8060	12G x 25/32"
8061	14G x 25/32"

This needle is utilized in the administration of fluids through bone marrow. The unique design of this needle safely pierces the skin and allows the trephine needle to be inserted to safely cut into the anterior bony wall, retaining broken particles as a core, thus preventing blockage and clots within the marrow and needle.

Westerman Jensen Needle




Used for biopsy of the iliac crest. Has large spool female luer hub with special finger grips and a 10 Gauge short beveled outer cannula. Fitted stylet has a male luer lock cap which, for security, engages the female luer hub of the outer cannula during insertion. The 13 Gauge split inner cannula protrudes 1/2" beyond the outer cannula. An optional plastic Gripping Handle offers easier manipulation. Extra 13 Gauge inner cannula are also available.

Cat. No.	Description
7820	10G x 4 1/4"
7819	Gripping Handle (optional)
7818	13G Split Inner Cannula (optional)

BIOPSY NEEDLES

BONE MARROW ASPIRATION and TRANSFUSION continued

Wolf Antrum Needle

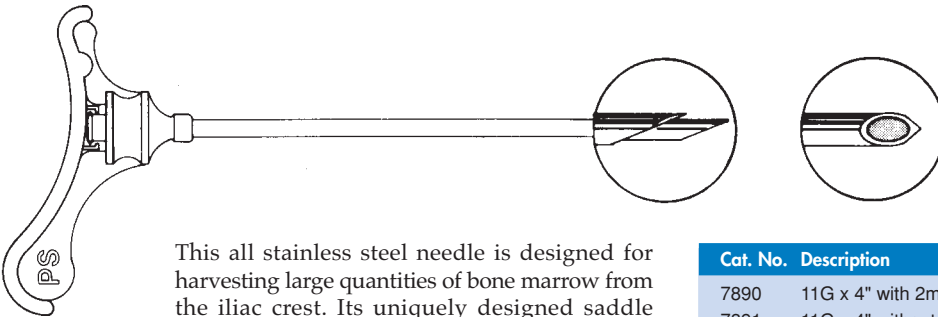


Used for the irrigation of the Antrum, restricts passage of splinters. Outer 15 gauge cannula has female luer hub and is blunt and tapered. This unique design helps to minimize bone trauma. Close fitting inner stylet with pencil point has finger grips and a male luer lock cap which engages for security the female luer hub of the outer cannula during insertion.

Cat. No.	Description
7872	15G x 3"

BONE MARROW TRANSPLANT NEEDLE

Steis Bone Marrow Transplant/Aspiration Needle



This all stainless steel needle is designed for harvesting large quantities of bone marrow from the iliac crest. Its uniquely designed saddle handle with integrated luer lock allows for greater physician comfort while at the same time permitting a glass or plastic syringe to be easily attached for aspiration. The needle is available with either flush or extended stylet designs.

Cat. No.	Description
7890	11G x 4" with 2mm extended stylet
7891	11G x 4" without extension
7892	13G x 3" without extension - Child

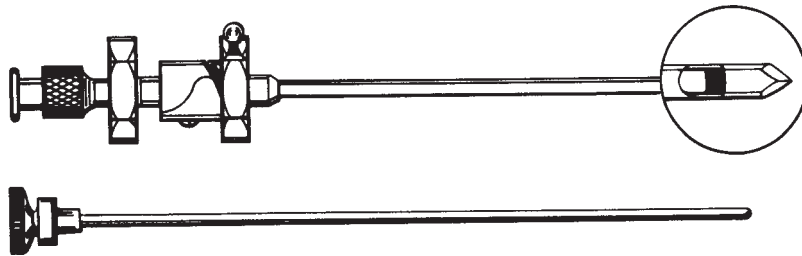


BIOPSY NEEDLES

BONE MARROW TRANSPLANT NEEDLES continued

PLEURAL BIOPSY

Abrams' Pleural Biopsy (Punch) Needle Set



This 3 piece needle set enables a specimen to be taken from the pleura with reduced risk of damage to the lung. It consists of two concentric tubes and a solid stylet used solely for cleaning after securing the biopsy specimen. Behind the trocar point is a deep notch which can be closed with a rotary movement of the inner tube thereby cutting and holding any engaged tissue. A locking clip holds the needle firmly in either the open or closed position to prevent inadvertent movement.

Cat. No.	Description
----------	-------------

8040	8G x 3 1/2"
------	-------------

BIOPSY NEEDLES

PLEURAL BIOPSY continued

Anderson (Abrams' Modified) Pleural Biopsy Punch

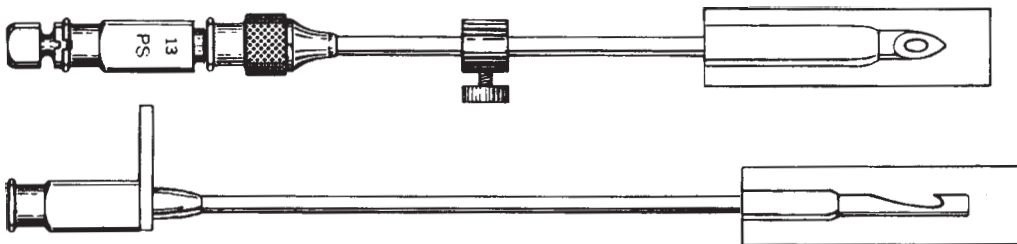


This instrument incorporates a three way stopcock as an integral part, thus eliminating an additional junction where air leakage may occur when used for combined Thoracentesis and Plural Biopsy.

Cat. No.	Description
----------	-------------

8042	8G x 3 1/2"
------	-------------

Cope Needle Set



Consists of five parts including an 11G outer needle with tapered end and an adjustable needle stop. Inner 13G needle has beveled puncture point and fitted stylet. Inner 13G biopsy snare has hook shape for sample collection

Cat. No.	Description
----------	-------------

7603	11G x 3"
------	----------


7574	Adjustable Needle Stop, fits 11G to 14G
------	-----------------------------------------



BIOPSY NEEDLES

SYNOVIAL BIOPSY

Parker Pearson

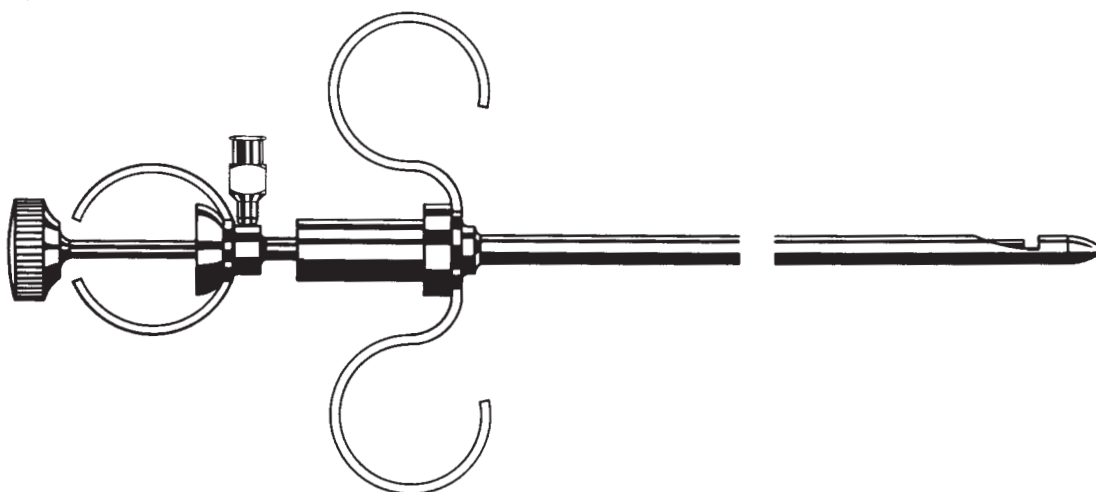


Cat. No.	Description
7604	14G TW x 2"

Consists of four parts including a 14G thin wall sharply beveled outer needle with fitted stylet. Specially made 15G inner needle has square cut end with hook shaped window and a round end fitted stylet.

MUSCLE BIOPSY

U.C.H. Skeletal Muscle Biopsy



For biopsies of muscles such as quadiceps femoris, gastrocnemius, tibialis anterior, deltoideus, pectoralis, biceps brachialis, triceps and erector spinae. Additional benefits of this product include an aspirating facility for use during the biopsy procedure and is economically preferable to open biopsy since it is essentially an out-patient procedure.

Cat. No.	Description
8065	8G x 3 1/8"
8066	7G x 4 3/4"
8067	6G x 4 3/4"
8068	1/4" O.D. Tubing x 4 3/4"



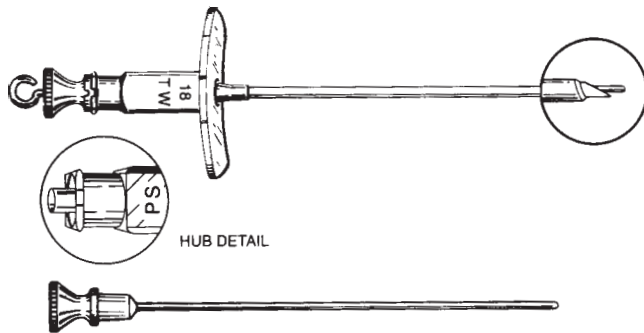
CARDIOLOGY and RADIOLOGY NEEDLES

While the majority of arterial pressure monitoring, arterial blood sampling, cardiac output measurement and other similar cardiovascular and radiology procedures employ disposable needles and catheters, the **Popper** Needles listed in this section respond to individual medical procedures where Reuseable Needles continue to be "of choice".

The listing of Cardiovascular and Radiology Reuseable Procedure Needles which follow includes standard instruments, long familiar to physicians, as well as newer needles and modifications. This comprehensive range of instruments, manufactured to rigid standards for high quality workmanship and performance, have made the **Popper** Procedure Needles a choice of professionals worldwide.

ARTERIOGRAPHY and PERCUTANEOUS VASCULAR CATHETERIZATION

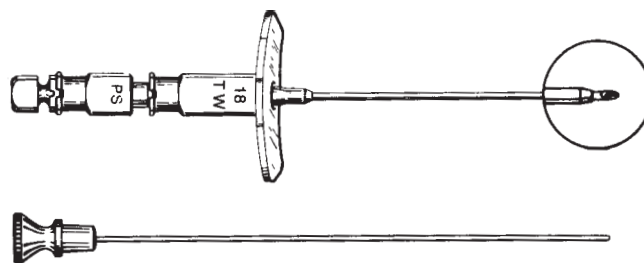
Cournand Needle



Cat. No.	Description
7610	18G x 2 3/64"

For intermittent arterial blood sampling or catheterization. Most popular sizes include 18 gauge outer cannula with precision beveled point which is aligned with the sharp short beveled point of the 21G inner cannula (encircled illustration). Outer cannula extends 3/32" beyond luer hub to prevent blood coagulation inside the hub using the closely fitted round end obturator between aspirations. The kidney shape flange facilitates handling and retains the needle in position.

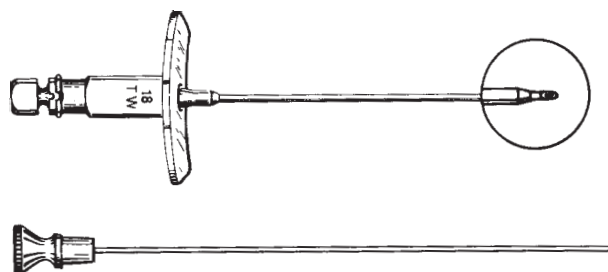
Seldinger Needle



Cat. No.	Description
7639	18G TW x 2 3/4" - Accepts Guide Sizes .035"/.038"

Used for cannulization or arterial catheterization employing the Seldinger technique. Needle assembly consists of four components including thin wall outer cannula with blunt tapered point. Inner cannula has a short sharp beveled point and a fitted stylet. Blunt rounded obturator is used to plug outer cannula after insertion. Chrome plated kidney shaped flange facilitates handling.

Seldinger Modified 3-Part Needle



Cat. No.	Description
7842	18G TW x 2 3/4" - Accepts Guide Sizes .035"/.038"

This needle assembly consists of a thin wall outer cannula with blunt tapered point, a short beveled cutting stylet and blunt obturator.



CARDIOLOGY and RADIOLOGY NEEDLES

ARTERIAL, INTRAVENOUS and BLOOD TRANSFUSION

Intra Uterine Fetal Transfusion (Tuohy) Needle



Has a deflected beveled point with a dulled heel and a closely fitted stylet with a matched bevel point. Needle is used with vinyl tubing or catheter.

Cat. No.	Description
----------	-------------

7536	17G TW x 7"
7537	16G TW x 7"

Lindeman Needle



Has sharp pointed inner cannula for initial puncture, fitted tapered blunt middle cannula and outer cannula with luer hub. Both middle and outer cannula dilate puncture.

Cat. No.	Description
----------	-------------

7653	18G x 1 5/16"
7654	16G x 1 5/16"

Titus Venoclysis Needle



Also called B.C.H. Cannula. Has a blunt end cannula and a fitted round end stylet. A retention bead is positioned 1/4" from end of cannula to help keep it in the vein.

Cat. No.	Description
----------	-------------

7647	18G x 1 1/4"
------	--------------

(Needle may be ordered without retention bead as a custom version.)

Titus Venoclysis Needle with Security Stop



Has round end stylet which is inserted into cannula to prevent clogging. Needle is used in pediatric work.

Cat. No.	Description
----------	-------------


7648	22G x 1/2"
7649	20G x 1/2"



CARDIOLOGY and RADIOLOGY NEEDLES

CATHERIZATION and CARDIAC PUNCTURE

Brockenbrough Needle Set



Used for transeptal left heart catheterization. Includes a Ross type puncture needle, integrated one-way stopcock hub and directional pointer, cannula has curved end with bevel point. Catheter guide has straight cannula with fully rounded blunt tip which is secured to one-way stopcock.

Cat. No.	Description
7672	19G x 56cm (Child)
7673	18G x 71cm (Adult)

Cardiac Puncture and Catheterization Needle



Has fitted stylet and matched bevel point. Used extensively in cardiovascular procedures for cardiac puncture or catheterization.

Cat. No.	Description	Cat. No.	Description
7333	21G TW x 6"	7342	17G TW x 1 1/2"
7334	20G TW x 1 1/2"	7343	17G TW x 7"
7335	20G TW x 2"	7344	16G TW x 1 1/2"
7336	20G TW x 6"	7345	16G TW x 2"
7337	19G TW x 1 1/2"	7346	15G TW x 2"
7338	18G TW x 1 1/2"	7347	14G TW x 2"
7339	18G TW x 2 1/2"	7348	13G TW x 2"
7340	18G TW x 4 1/4"	7349	12G TW x 2"
7341	18G TW x 6"		

Direct Transthoracic Needle



Has a blunt tapered end and a closely fitted stylet with a diamond shaped or trocar point. Needle can be used with a transventricular catheter for direct entry into the left ventricle.

Cat. No.	Description
7671	18G TW x 6"



CARDIOLOGY and RADIOLOGY NEEDLES

AORTOGRAPHY, ANGIOGRAPHY

Dos Santos Needle



For lumbar aortography and left ventriculography – Has luer lock hub and thin-wall cannula with closed short bevel point and see-through hole, for infusing the injection, 3.5 to 4mm from point. Has fitted stylet which occludes the side opening when fully inserted. Side hole creates a lateral dispersion of the X-ray opaque dye and thus minimizes the movement of the needle and extravasation.

Cat. No.	Description
7704	18G TW x 7"
7705	17G TW x 7"

Lumbar Aortography Needle



Has a female luer hub, sharp pointed thin wall cannula and a fitted stylet with matched bevel point.

Cat. No.	Description	Cat. No.	Description
7341	18G TW x 6"	7349	12G TW x 2"
7343	17G TW x 7"		

Touhy Needle



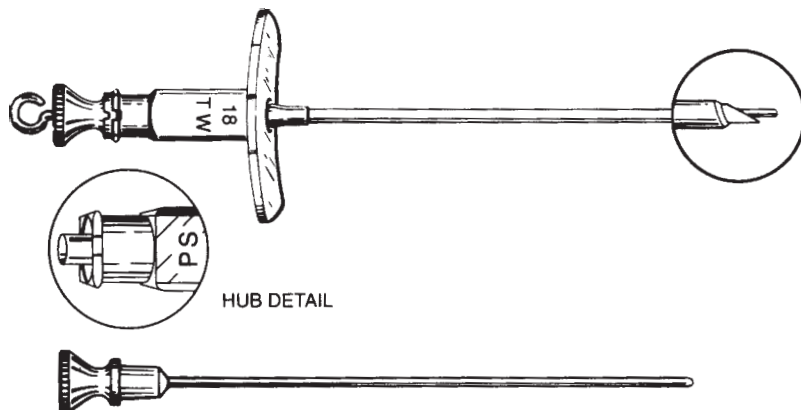
For lumbar aortography. Thin wall needle with female luer hub and fitted stylet with matched point. The needle point is deflected (Huber* type) with the heel of the bevel dulled.

Cat. No.	Description
7536	17G TW x 7"
7537	16G TW x 7"

*Huber is a registered trademark of Becton, Dickinson and Co.

CEREBRAL ANGIOGRAPHY

Cournand Needle



For intermittent arterial blood sampling or catheterization. Most popular sizes include 18 gauge outer cannula with precision beveled point which is aligned with the sharp short beveled point of the 21G inner cannula (encircled illustration). Outer cannula extends 3/32" beyond luer hub to prevent blood coagulation inside the hub using the closely fitted round end obturator between aspirations. The kidney shape flange facilitates handling and retains the needle in position.

Cat. No.	Description
7610	18G x 2 3/64"
7614	18G TW x 2 3/64"

Dos Santos Needle



For lumbar aortography and left ventriculography – Has luer lock hub and thin-wall cannula with closed short bevel point and see-through hole, for infusing the injection, 3.5 to 4mm from point. Has fitted stylet which occludes the side opening when fully inserted. Side hole creates a lateral dispersion of the X-ray opaque dye and thus minimizes the movement of the needle and extravasation.

Cat. No.	Description
7704	18G TW x 7"
7705	17G TW x 7"

Karras Needle



Has luer lock hub and blunt tapered thin-wall cannula with close-fitting inner stylet with pencil point. For percutaneous retrograde brachial renal angiography.

Cat. No.	Description
7711	17G TW x 3"



CARDIOLOGY and RADIOLOGY NEEDLES

CHOLANGIOGRAPHY

Chiba Type Transhepatic Cholangiography Needle



Extremely flexible thin-wall outer cannula with matched stylet features a short bevel buffed heel. Used for the Radiographic Visualization of Bile Ducts, Renal Cystic Puncture as well as Biopsy Procedures.

Cat. No.	Description	Cat. No.	Description
7750	23G TW x 6"	7752	22G TW x 6"
7751	23G TW x 8"	7753	22G TW x 8"

DISCOGRAPHY

Intradiscal Needle



Used in the treatment of intervertebral disc herniation through chemonucleolysis. Quincke point provides safe and smooth insertion while matching stylets minimize undesirable leakage.

Cat. No.	Description	Cat. No.	Description
7372	22G x 6"	7370	18G x 4 1/2"
7373	22G x 8"	7325	18G x 6"
7376	22G x 9"	7375	18G x 7"
7374	22G x 10"	7371	18G x 8"

CARDIOLOGY and RADIOLOGY NEEDLES

VENTRICULOGRAPHY

Cone Ventricular Round End Needle



Has luer lock hub and cannula with closed rounded point with two side holes, spaced apart on opposite sides. Supplied with fitted stylet.

Cat. No.	Description	Cat. No.	Description
7729	19G x 3 1/2"	7734	14G x 3 1/2"
7730	18G x 3 1/2"	7736	12G x 3 1/2"
7732	16G x 3 1/2"		

Thin Wall Needle



Has luer lock hub and fitted stylet with matched beveled point.

Cat. No.	Description	Cat. No.	Description
7333	21G TW x 6"	7336	20G TW x 6"

Dos Santos Needle



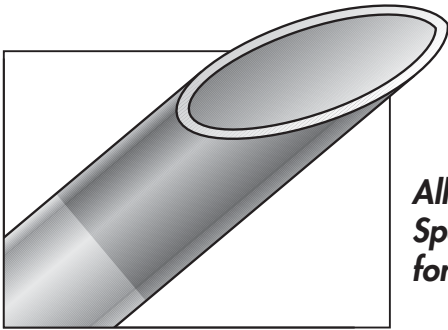
For lumbar aortography and left ventriculography – Has luer lock hub and thin-wall cannula with closed short bevel point and see-through hole, for infusing the injection, 3.5 to 4mm from point. Has fitted stylet which occludes the side opening when fully inserted. Side hole creates a lateral dispersion of the X-ray opaque dye and thus minimizes the movement of the needle and extravasation.

Cat. No.	Description
7704	18G TW x 7"
7705	17G TW x 7"



ECHO-GENIC™ NEEDLES For Use With Ultrasound

Our product line of needle points specially treated for use in ultrasound techniques provides many advantages over conventional interventional techniques. The method avoids patient exposure to X-rays, the required equipment is relatively compact and inexpensive, visualization of soft tissue organs is stable and three dimensional guidance is easily achieved. Ultrasound guidance has become the standard for biopsy diagnosis of abnormalities in fluid filled organs. Our new group of ECHO-GENIC™ NEEDLES are made to the same rigid standards which has characterized Popper & Sons' long standing reputation as a high quality manufacturer of a wide range of biomedical needles.



*All Needle Points
Specially Treated
for Echogenicity*

Amniocentesis Needle with Echo-Genic Tip



Used for aspiration of fluid from amniotic sac. Among indications for this procedure are: second trimester genetic diagnoses, evaluation of fetal lung maturity near term and surveillance of Rh-sensitive patients.

Cat. No.	Description	Cat. No.	Description
8023	22G TW x 3 1/2"	8027	20G TW x 3 1/2"
8024	22G TW x 4"	8028	20G TW x 4"
		8029	20G TW x 6"

Breast Lesion Localization Needle with Echo-Genic Tip



Has female luer hub and sharp pointed cannula. Six .006" diameter wires are provided with each needle. Used for preoperative marking of nonpalpable breast lesions.

Cat. No.	Description
8019	20G TW x 2"
8020	20G TW x 3 1/2"
8021	20G TW x 5"

Chiba Biopsy Needle with Echo-Genic Tip



Extremely flexible thin wall outer cannula with matched stylet features short bevel with buffed heel. Also used for the Radiographic Visualization of Bile Ducts and Renal Cystic Puncture.


Cat. No.	Description
8005	22G TW x 6"
8006	22G TW x 8"

Also available with Standard Tip see page 11B



ECHO-GENIC™ NEEDLES For Use With Ultrasound

Franseen Biopsy Needle with Echo-Genic Tip



Has precision ground 3-sided sawtooth sharp point which is aligned with matched trocar point of fitted stylet. Trocar is used to introduce the needle. Used with suction syringe to aspirate biopsy.

Cat. No.	Description	Cat. No.	Description
8009	22G x 6"	8011	18G x 6"
8010	20G x 6"		

Madayag Biopsy Needle with Echo-Genic Tip



Thin wall outer needle has slightly tapered distal tip with center point stylet. This extremely flexible needle is used for Fine Needle Percutaneous Aspiration/Biopsy (PAB), Percutaneous Pancreatic Aspiration Biopsy, Renal Cystic Puncture and Soft Tissue Biopsy.

Cat. No.	Description
8008	22G TW x 6"

Turner Biopsy Needle with Echo-Genic Tip



Used for aspiration biopsy. Has sharp 45° beveled cannula to minimize fragmentation. Trocar is used as needle introducer. Simplified Menghini type needle.

Cat. No.	Description	Cat. No.	Description
8014	20G TW x 4"	8016	16G TW x 4"
8015	20G TW x 6"		

REFERENCES: Henry O. Wheeler, Eric van Sonnenberg: "Interventional Ultrasound" 1987.
Hiroki Watanabe and Masatoshi Makuuchi: "Interventional Real-Time Ultrasound" 1985.



IN VITRO FERTILIZATION NEEDLES

Popper has developed these specialty treated Needles to meet the increased demands for IN VITRO FERTILIZATION procedures. We offer various lengths for TRANSVAGINAL SONOGRAPHICALLY GUIDED OOCYTE RECTRIEVAL through FOLLICLE ASPIRATION. The longer length Needles permit TRANSVAGINAL PUNCTURE as an alternative with VAGINAL probe. The Needle is introduced through the vaginal fornix into the

ovary and, in cases of a high ovary, a TRANSVAGINAL-TRANSVESCICAL procedure may be used. With the specially treated point, Ultrasound visualizes all medium and large follicles as well as the needle tip.

As a growing alternative to LAPAROSCOPY, this simple effective procedure can be achieved on an outpatient basis.

Strasbourg-Fairfax™ IVF Needles



- Extra sharp beveled point provides smooth and safe insertion
- Full length matching stylet
- Female luer end for attachment to syringes or aspiration adapter

Cat. No.	Description	Dimensions
7389	17G TW x 12 1/2"	0.058" OD. - 0.048" ID
7390	17G TW x 13"	
7387	16G TW x 13"	0.065" OD. - 0.054" ID

REFERENCES: Professeur Pierre Dellenbach, Dept. of Obstetrics and Gynecology Center Médico-Chirurgical et
 Obstétrical de la Sécurité Sociale 19, rue Louis Pasteur Schiltigheim 67402 Strasbourg Cédex France
 Joseph D. Schulman, M.D. Genetics and IVF Institute, 3020 Javier Road, Fairfax, Virginia 22301



PROCEDURE NEEDLES Miscellaneous

The prior pages of this Procedure Needle section are conveniently grouped into major product headings – Anesthesia, Biopsy, Cardiology and Radiology. In addition to the extensive selection of products within each major group, Popper also offers several

types of small groups of needles under a single Miscellaneous heading. The last few pages in this section are dedicated to those miscellaneous Procedure Needles and as these groups grow, separate sections will be devoted to them.

EYE NEEDLES

Lacrimal Straight



Has luer lock hub, stainless steel cannula, blunt point, 3/4" reinforced extension.

Cat. No.	Description
----------	-------------

7762	23G x 1/2"
------	------------

Lacrimal Curved



Has luer lock hub, stainless steel cannula, blunt point, 3/4" reinforced extension.

Cat. No.	Description
----------	-------------

7763	23G x 5/8"
------	------------

Lacrimal Stainless



Has luer lock hub, stainless steel cannula with regular medical point.

Cat. No.	Description
----------	-------------

7102	30G x 1/2"
7105	30G x 1"

Cat. No.	Description
----------	-------------

7106	30G x 1 1/2"
7107	30G x 2"

7761	23G x 1" - Blunt Point
------	------------------------

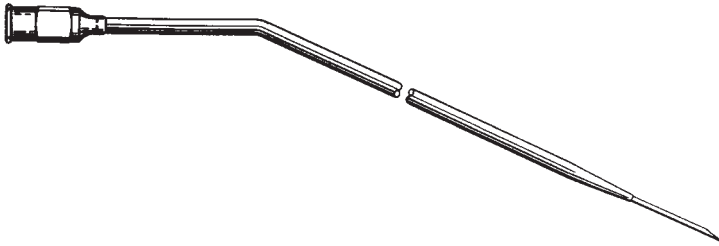


PROCEDURE NEEDLES

Miscellaneous

TONSIL - HEMORRHOIDAL NEEDLES

Frankfeldt Needle



Has luer lock hub and stainless steel cannula which is slightly bent. Bending permits unobstructed view while needle is manipulated through proctoscope.

Cat. No.	Description
7764	20G x 5/8" - Overall length 5 7/8"

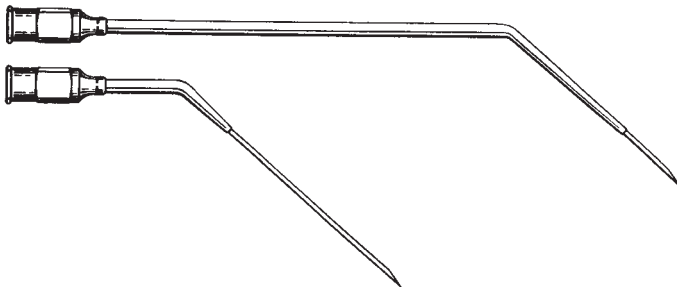
Security Stop Needle



Has luer lock hub with sharp pointed cannula, with security stop affixed near the hub.

Cat. No.	Description
7510	20G x 4"

Tonsil Needle, Curved



Has luer lock hub and a long cannula extension.

Cat. No.	Description
7766	23G x 1/2"
7768	23G x 1 1/2"

Tonsil Needle, Straight



Has luer lock hub and a long cannula extension.

Cat. No.	Description
7767	23G x 3/4"



PROCEDURE NEEDLES Miscellaneous

THORACENTESIS and PERICARDIOCENTESIS FLUID DRAINAGE

Fluid Drainage - Hypodermic Type Needle



Has luer lock hub and stainless steel cannula with regular medical point. A 0.030" hole is found on the heel of the bevel.

Cat. No.	Description
7681	18G TW x 3 1/2"
7682	16G TW x 3 1/2"

Fluid Drainage - Spinal Type Needle



Has luer lock hub and thin wall outer cannula which is blunt and tapered. A thru hole 1/32" in diameter is 1/16" from the distal end. The fitted stylet has a short bevel.

Cat. No.	Description
7683	15G TW x 3"

Thoracentesis Needle



Has a luer lock hub and stainless steel cannula with a tapered blunt end. Three 0.036" diameter holes are found within 1/2" of the distal blunt end. A fitted trocar stylet extends 5/32" from the distal end.

Cat. No.	Description
7680	14G x 2 1/2"

VARICOSITY NEEDLES

Varicosity Needles



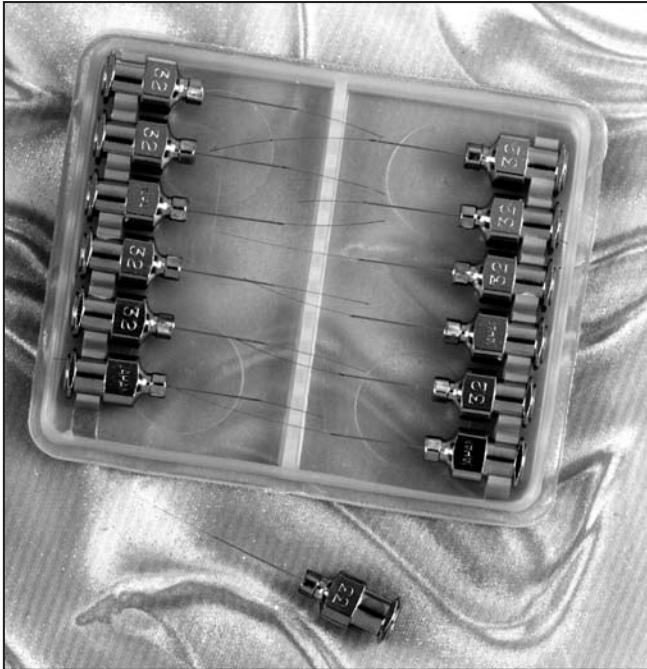
Has luer lock hub, stainless steel cannula with regular medical point.

Cat. No.	Description	Cat. No.	Description
7102	30G x 1/2"	7106	30G x 1 1/2"
7105	30G x 1"	7107	30G x 2"



PROCEDURE NEEDLES Miscellaneous

Sclerotherapy Micro-Needles



High quality needles for vein sclerosing, dermatology and plastic surgery procedures. They are securely packaged and guaranteed to be Blockage Free with the included stylet wire shipped with each needle.

Packaging: 12 needles per box.

Minimum order size: 1 box.

Made in Japan.

Cat. No.	Description
7108	32G x 1/4"
7109	32G x 3/8"
7110	32G x 1/2"
7111	33G x 1/4"
7112	33G x 3/8"
7113	33G x 1/2"